

# KDR-BES-U brush strip with clamp profile

in custom length or sized for Rittal, nVent Hoffman, ELDON, Häwa, Schneider Electric & ETA enclosures



RoHS  
compliant

REACH  
COMPLIANCE

Made in  
Germany

Cable pass-through brush strip for enclosure bases or individual cut-outs on cabinets, enclosures, panels, server racks or machine walls.

Due to the innovative and universal clamp strip the brush can also be assembled in a 90° angle, e.g. on bent sheet metal. Brush may be removed from the profile at any time and remounted using other mounting options.

The KDR-BES-U brush strip is adaptable to almost any enclosure or cabinet type on the market. The standard gland plates included in the enclosure delivery can be used for assembly. They do not have to be changed!


## There are 4 different models available:

Order No. 58210.xxxx - for sheet/wall thickness 1.5 - 2 mm, brush height 35 mm

Order No. 58215.xxxx - for sheet/wall thickness 1.5 - 2 mm, brush height 50 mm

Order No. 58225.xxxx - for sheet/wall thickness 2.5 - 3 mm, brush height 35 mm

Order No. 58230.xxxx - for sheet/wall thickness 2.5 - 3 mm, brush height 50 mm



## Defining your individual length:

X (mm) = sight size of enclosure base opening

Order numbers (ex.):

X = 999 mm --> Order NO. 58210.0999


## Specifications

<b>Material</b>	Aluminum Brushes: Polyamide
<b>Operating temperature</b>	-20 C° to 90 C°
<b>Properties</b>	silicone free, halogen free


## Advantages & Benefits

- Quick assembly without tools
- Original enclosure gland plates can be used when mounting
- Three mounting types possible
- Brush may be remounted at any time using other mounting options
- Available in almost any length up to 1.500 mm


## Product types & Sizes

**KDR-BES-U-xxxx (1.5-2-35 mm)**  
  
Part No. **58210.xxxx**  
EAN  
PU **1**  
Brush height **35 mm**  
For min. wall thickness **1,5 mm**  
For max. wall thickness **2 mm**


---

**KDR-BES-U-xxxx (1.5-2-50 mm)**  
  
Part No. **58215.xxxx**  
EAN  
PU **1**  
Brush height **50 mm**  
For min. wall thickness **1,5 mm**  
For max. wall thickness **2 mm**


---

**KDR-BES-U-xxxx (2.5-3-35 mm)**  
  
Part No. **58225.xxxx**  
EAN  
PU **1**  
Brush height **35 mm**  
For min. wall thickness **2,5 mm**  
For max. wall thickness **3 mm**


---

**KDR-BES-U-xxxx (2.5-3-50 mm)**  
  
Part No. **58230.xxxx**  
EAN  
PU **1**  
Brush height **50 mm**  
For min. wall thickness **2,5 mm**  
For max. wall thickness **3 mm**


---


**KDR-BES-U-VX25-600 (35 mm)**  
  
Part No. **58225.0452**  
EAN **4251269320385**  
PU **1**  
Width **16 mm**  
Length **452 mm**  
For enclosure width **600 mm**  
Sight size of base opening **452 mm**  
Brush height **35 mm**


---


**KDR-BES-U-VX25-600 (50mm)**  
  
Part No. **58230.0452**  
EAN **4251269320996**  
PU **1**  
Width **16 mm**  
Length **452 mm**  
For enclosure width **600 mm**  
Sight size of base opening **452 mm**  
Brush height **50 mm**


---


**KDR-BES-U-VX25-800 (35 mm)**  
  
Part No. **58225.0652**  
EAN **4251269320392**  
PU **1**  
Width **16 mm**  
Length **652 mm**  
For enclosure width **800 mm**  
Sight size of base opening **652 mm**  
Brush height **35 mm**


	KDR-BES-U-VX25-800 (50mm)	Part No.	58230.0652	Sight size of base opening	652 mm
		EAN	4251269321016	Brush height	50 mm
		PU	1		
		Width	16 mm		
		Length	652 mm		
		For enclosure width	800 mm		


	KDR-BES-U-VX25-1000 (35 mm)	Part No.	58225.0402	Sight size of base opening	402 mm
		EAN	4251269320408	Division bar	mit Mittelstrebe
		PU	1	Brush height	35 mm
		Width	16 mm		
		Length	402 mm		
		For enclosure width	1.000 mm		


	KDR-BES-U-VX25-1000 (50mm)	Part No.	58230.0402	Sight size of base opening	402 mm
		EAN	4251269320989	Division bar	mit Mittelstrebe
		PU	1	Brush height	50 mm
		Width	16 mm		
		Length	402 mm		
		For enclosure width	1.000 mm		


	KDR-BES-U-VX25-1200 (35 mm)	Part No.	58225.0502	Sight size of base opening	502 mm
		EAN	4251269320415	Division bar	mit Mittelstrebe
		PU	1	Brush height	35 mm
		Width	16 mm		
		Length	502 mm		
		For enclosure width	1.200 mm		


	KDR-BES-U-VX25-1200 (50mm)	Part No.	58230.0502	Sight size of base opening	502 mm
		EAN	4251269321009	Division bar	mit Mittelstrebe
		PU	1	Brush height	50 mm
		Width	16 mm		
		Length	502 mm		
		For enclosure width	1.200 mm		


	KDR-BES-U-TS8-600-0435	Part No.	58210.0435	For enclosure width	600 mm
		EAN	4251269316524	Sight size of base opening	435 mm
		PU	1		
		Width	16 mm		
		Brush height	35 mm		
		Length	435 mm		


	KDR-BES-U-TS8-800	Part No.	58210.0635	For enclosure width	800 mm
		EAN	4251269316548	Sight size of base opening	635 mm
		PU	1		
		Width	16 mm		
		Brush height	35 mm		
		Length	635 mm		


	<b>KDR-BES-U-TS8-1000</b>	Part No.	<b>58210.0397</b>	For enclosure width	<b>1.000 mm</b>
		EAN	<b>4251269316517</b>	Sight size of base opening	<b>397 mm</b>
		PU	<b>1</b>	Division bar	<b>mit Mittelstrebe</b>
		Width	<b>16 mm</b>		
		Brush height	<b>35 mm</b>		
		Length	<b>397 mm</b>		

	<b>KDR-BES-U-TS8-1000-0835</b>	Part No.	<b>58210.0835</b>	For enclosure width	<b>1.000 mm</b>
		EAN	<b>4251269316555</b>	Sight size of base opening	<b>835 mm</b>
		PU	<b>1</b>	Division bar	<b>ohne Mittelstrebe</b>
		Width	<b>16 mm</b>		
		Brush height	<b>35 mm</b>		
		Length	<b>835 mm</b>		

	<b>KDR-BES-U-TS8-1200</b>	Part No.	<b>58210.0495</b>	For enclosure width	<b>1.200 mm</b>
		EAN	<b>4251269316531</b>	Sight size of base opening	<b>495 mm</b>
		PU	<b>1</b>	Division bar	<b>mit Mittelstrebe</b>
		Width	<b>16 mm</b>		
		Brush height	<b>35 mm</b>		
		Length	<b>495 mm</b>		

	<b>KDR-BES-U-HW-600 (392/35 mm)</b>	Part No.	<b>58210.0392</b>		
		EAN	<b>4251269324697</b>		
		PU	<b>1</b>		
		Length	<b>392 mm</b>		
		For enclosure width	<b>600 mm</b>		
		Sight size of base opening	<b>392 mm</b>		
		Brush height	<b>35 mm</b>		

	<b>KDR-BES-U-HW-600 (392/50 mm)</b>	Part No.	<b>58215.0392</b>		
		EAN	<b>4251269324734</b>		
		PU	<b>1</b>		
		Length	<b>392 mm</b>		
		For enclosure width	<b>600 mm</b>		
		Sight size of base opening	<b>392 mm</b>		
		Brush height	<b>50 mm</b>		

	<b>KDR-BES-U-HW-600 (592/35 mm)</b>	Part No.	<b>58210.0592</b>		
		EAN	<b>4251269324703</b>		
		PU	<b>1</b>		
		Length	<b>592 mm</b>		
		For enclosure width	<b>600 mm</b>		
		Sight size of base opening	<b>592 mm</b>		
		Brush height	<b>35 mm</b>		

**KDR-BES-U-HW-600**  
(592/50 mm)



Part No.	<b>58215.0592</b>
EAN	<b>4251269324741</b>
PU	<b>1</b>
Length	<b>592 mm</b>
For enclosure width	<b>600 mm</b>
Sight size of base opening	<b>592 mm</b>
Brush height	<b>50 mm</b>

**KDR-BES-U-HW-600**  
(792/35 mm)



Part No.	<b>58210.0792</b>
EAN	<b>4251269324710</b>
PU	<b>1</b>
Length	<b>792 mm</b>
For enclosure width	<b>600 mm</b>
Sight size of base opening	<b>792 mm</b>
Brush height	<b>35 mm</b>

**KDR-BES-U-HW-600**  
(792/50 mm)



Part No.	<b>58215.0792</b>
EAN	<b>4251269324758</b>
PU	<b>1</b>
Length	<b>792 mm</b>
For enclosure width	<b>600 mm</b>
Sight size of base opening	<b>792 mm</b>
Brush height	<b>50 mm</b>

**KDR-BES-U-HW-600**  
(992/35 mm)



Part No.	<b>58210.0992</b>
EAN	<b>4251269324727</b>
PU	<b>1</b>
Length	<b>992 mm</b>
For enclosure width	<b>600 mm</b>
Sight size of base opening	<b>992 mm</b>
Brush height	<b>35 mm</b>

**KDR-BES-U-HW-600**  
(992/50 mm)



Part No.	<b>58215.0992</b>
EAN	<b>4251269324765</b>
PU	<b>1</b>
Length	<b>992 mm</b>
For enclosure width	<b>600 mm</b>
Sight size of base opening	<b>992 mm</b>
Brush height	<b>50 mm</b>

**KDR-BES-U-SSP-600**  
(35 mm)



Part No.	<b>58210.0414</b>	Sight size of base opening	<b>414 mm</b>
EAN	<b>4251269324611</b>	Brush height	<b>35 mm</b>
PU	<b>1</b>		
Width	<b>16 mm</b>		
Length	<b>414 mm</b>		
For enclosure width	<b>600 mm</b>		

**KDR-BES-U-SSP-600**  
(50 mm)



Part No. **58215.0414**  
EAN **4251269324659**  
PU **1**  
Width **16 mm**  
Length **414 mm**  
For enclosure width **600 mm**

Sight size of base opening **414 mm**  
Brush height **50 mm**

---

**KDR-BES-U-SSP-800**  
(35 mm)



Part No. **58210.0614**  
EAN **4251269324628**  
PU **1**  
Width **16 mm**  
Length **614 mm**  
For enclosure width **800 mm**

Sight size of base opening **614 mm**  
Brush height **35 mm**

---

**KDR-BES-U-SSP-800**  
(50 mm)



Part No. **58215.0614**  
EAN **4251269324666**  
PU **1**  
Width **16 mm**  
Length **614 mm**  
For enclosure width **800 mm**

Sight size of base opening **614 mm**  
Brush height **50 mm**

---

**KDR-BES-U-SSP-1000**  
(35 mm)



Part No. **58210.0814**  
EAN **4251269324635**  
PU **1**  
Width **16 mm**  
Length **814 mm**  
For enclosure width **1.000 mm**

Sight size of base opening **814 mm**  
Brush height **35 mm**

---

**KDR-BES-U-SSP-1000**  
(50 mm)



Part No. **58215.0814**  
EAN **4251269324673**  
PU **1**  
Width **16 mm**  
Length **814 mm**  
For enclosure width **1.000 mm**

Sight size of base opening **814 mm**  
Brush height **50 mm**

---

**KDR-BES-U-SSP-1200**  
(35 mm)



Part No. **58210.0477**  
EAN **4251269324642**  
PU **1**  
Width **16 mm**  
Length **477 mm**  
For enclosure width **1.200 mm**

Sight size of base opening **477 mm**  
Brush height **35 mm**

---

**KDR-BES-U-SSP-1200**  
(50 mm)



Part No. **58215.0477**  
EAN **4251269324680**  
PU **1**  
Width **16 mm**  
Length **477 mm**  
For enclosure width **1.200 mm**

Sight size of base opening **477 mm**  
Brush height **50 mm**

---

**KDR-BES-U-ELDON-600**  
(35 mm)



Part No. **58221.0435**  
EAN **4251269325229**  
PU **1**  
Width **16 mm**  
Length **435 mm**  
For enclosure width **600 mm**

Sight size of base opening **435 mm**  
Brush height **35 mm**

---

**KDR-BES-U-ELDON-600**  
(50 mm)



Part No. **58221.0435**  
EAN **4251269325267**  
PU **1**  
Width **16 mm**  
Length **435 mm**  
For enclosure width **600 mm**

Sight size of base opening **435 mm**  
Brush height **50 mm**

---

**KDR-BES-U-ELDON-800+1600**  
(35 mm)



Part No. **58221.0635**  
EAN **4251269325236**  
PU **1**  
Width **16 mm**  
Length **635 mm**  
For enclosure width **800 mm**

Sight size of base opening **635 mm**  
Brush height **35 mm**

---

**KDR-BES-U-ELDON-800+1600**  
(50 mm)



Part No. **58222.0635**  
EAN **4251269325274**  
PU **1**  
Width **16 mm**  
Length **635 mm**  
For enclosure width **800 mm**

Sight size of base opening **635 mm**  
Brush height **50 mm**

---

**KDR-BES-U-ELDON-1000**  
(35 mm)



Part No. **58221.0835**  
EAN **4251269325243**  
PU **1**  
Width **16 mm**  
Length **835 mm**  
For enclosure width **1.000 mm**

Sight size of base opening **835 mm**  
Brush height **35 mm**

---

**KDR-BES-U-ELDON-1000**  
(50 mm)



Part No. **58222.0835**  
EAN **4251269325281**  
PU **1**  
Width **16 mm**  
Length **835 mm**  
For enclosure width **1.000 mm**

Sight size of base opening **835 mm**  
Brush height **50 mm**

---

**KDR-BES-U-ELDON-1200**  
(35 mm)



Part No. **58221.0495**  
EAN **4251269325250**  
PU **1**  
Width **16 mm**  
Length **495 mm**  
For enclosure width **1.200 mm**

Sight size of base opening **495 mm**  
Brush height **35 mm**

---

**KDR-BES-U-ELDON-1200 (50 mm)**



Part No. **58222.0495**  
EAN **4251269325298**  
PU **1**  
Width **16 mm**  
Length **495 mm**  
For enclosure width **1.200 mm**

Sight size of base opening **495 mm**  
Brush height **50 mm**

---

**KDR-BES-U-ETA-ENUX-600 (35 mm)**



Part No. **58221.0363**  
EAN **4251269325304**  
PU **1**  
Width **16 mm**  
Length **363 mm**  
For enclosure width **600 mm**

Sight size of base opening **363 mm**  
Brush height **35 mm**

---

**KDR-BES-U-ETA-ENUX-600 (50 mm)**



Part No. **58222.0363**  
EAN **4251269325342**  
PU **1**  
Width **16 mm**  
Length **363 mm**  
For enclosure width **600 mm**

Sight size of base opening **363 mm**  
Brush height **50 mm**

---

**KDR-BES-U-ETA-ENUX-800 (35 mm)**



Part No. **58221.0563**  
EAN **4251269325311**  
PU **1**  
Width **16 mm**  
Length **563 mm**  
For enclosure width **800 mm**

Sight size of base opening **563 mm**  
Brush height **35 mm**

---

**KDR-BES-U-ETA-ENUX-800 (50 mm)**



Part No. **58222.0563**  
EAN **4251269325359**  
PU **1**  
Width **16 mm**  
Length **563 mm**  
For enclosure width **800 mm**

Sight size of base opening **563 mm**  
Brush height **50 mm**

---

**KDR-BES-U-ETA-ENUX-1000 (35 mm)**



Part No. **58221.0345**  
EAN **4251269325328**  
PU **1**  
Width **16 mm**  
Length **345 mm**  
For enclosure width **1.000 mm**

Sight size of base opening **345 mm**  
Brush height **35 mm**

---

**KDR-BES-U-ETA-ENUX-1000 (50 mm)**



Part No. **58222.0345**  
EAN **4251269325366**  
PU **1**  
Width **16 mm**  
Length **345 mm**  
For enclosure width **1.000 mm**

Sight size of base opening **345 mm**  
Brush height **50 mm**

---



**KDR-BES-U-ETA-ENUX-1200 (35 mm)**



Part No. **58221.0445**  
EAN **4251269325335**  
PU **1**  
Width **16 mm**  
Length **445 mm**  
For enclosure width **1.200 mm**

Sight size of base opening **445 mm**  
Brush height **35 mm**

---

**KDR-BES-U-ETA-ENUX-1200 (50 mm)**



Part No. **58221.0445**  
EAN **4251269325373**  
PU **1**  
Width **16 mm**  
Length **445 mm**  
For enclosure width **1.200 mm**

Sight size of base opening **445 mm**  
Brush height **50 mm**

---

**KDR-BES-U-HG2-600**



Part No. **58210.0362**  
EAN **4251269318207**  
PU **1**  
Brush height **35 mm**  
Length **362 mm**  
For enclosure width **600 mm**

Sight size of base opening **362 mm**

---

**KDR-BES-U-HG2-800**



Part No. **58210.0562**  
EAN **4251269318214**  
PU **1**  
Brush height **35 mm**  
Length **562 mm**  
For enclosure width **800 mm**

Sight size of base opening **562 mm**

---

**KDR-BES-U-HG2-1000**



Part No. **58210.0762**  
EAN **4251269318221**  
PU **1**  
Brush height **35 mm**  
Length **762 mm**  
For enclosure width **1.000 mm**

Sight size of base opening **762 mm**

---

**Edge protection trim**



Part No. **99152**  
EAN **4251269318238**  
PU **1**  
Length **100.000 mm**  
Clamping range **x 1 - 2 mm**